









INDIAN SCHOOL AL WADI AL KABIR

SYLLABUS FOR THE MONTH OF APRIL, 2026



CLASS II



SUBJECT	WEEK 1	WEEK 2	WEEK 3	WEEK 4
 <p>ENGLISH</p>	<p>Bridging lesson - Recapitulation of Class 1 syllabi</p> <p>Unit 1 – Language – Use of Capital Letters and Punctuation Marks.</p> <ul style="list-style-type: none"> ● Recapitulation of class 1 concepts, ➤ Worksheets, ➤ Notebook exercises, ➤ Aural Comprehension. 	<p>Unit 1 – Language – Use of Capital Letters and Punctuation Marks.</p> <ul style="list-style-type: none"> ● Use of Capital letters (continued) <p>Unit 1 - Chapter 8 - Bedtime</p> <ul style="list-style-type: none"> ● Introduction, ● New Words, ● Framing Of Sentences, ➤ Worksheets, ➤ Notebook exercises, ➤ Reading Comprehension. 	<p>Unit 1 – Language – Use of Capital Letters and Punctuation Marks.</p> <ul style="list-style-type: none"> ● Use of Punctuation Marks <p>Unit 1 - Chapter 8 - Bedtime</p> <ul style="list-style-type: none"> ● Question and Answers, ➤ Worksheets, ➤ Notebook exercises, ➤ Picture Comprehension. 	<p>Unit 1 – Language – Use of Capital Letters and Punctuation Marks.</p> <ul style="list-style-type: none"> ● Recapitulation <p>Unit 1 - Chapter 8 - Bedtime</p> <ul style="list-style-type: none"> ● Reference to Context ➤ Worksheets, ➤ Notebook exercises, ➤ Paragraph Writing, ➤ 'fl' blend words.

 <p>HINDI (Second Language)</p>	<ul style="list-style-type: none"> वर्णमाला - दसखड़ी संयुक्त अक्षर HALF LETTER WORDS WORKSHEET - 1 	<ul style="list-style-type: none"> भाषा -व्याकरण समानार्थी शब्द विलोम शब्द WORKSHEET – 2 	<ul style="list-style-type: none"> संज्ञा , क्रिया र के रूप PICTURE READING WORKSHEETS- 3 ,4 , 5 & 6 	<ul style="list-style-type: none"> पाठ - अ आ READING WORD MEANING
 <p>HINDI (Third Language)</p>	<ul style="list-style-type: none"> INTRODUCTION वर्णमाला - WORKSHEET- 1 	<ul style="list-style-type: none"> अ & Intro – हलंत हलंत - PPT 	<ul style="list-style-type: none"> WITHOUT MATRA WORDS INTRO OF अT MATRA PPT 	<ul style="list-style-type: none"> INTRO OF अT MATRA अT LETTER & MATRA WORDS
 <p>MALAYALAM (Second Language)</p>	<p>സ്വരാക്ഷരങ്ങൾ സ്വരചിഹ്നങ്ങൾ ആമുഖം</p>	<p>സ്വരചിഹ്നങ്ങൾ</p>	<p>സ്വരചിഹ്നങ്ങൾ</p>	<p>സ്വരചിഹ്നങ്ങൾ Worksheet</p>
 <p>MALAYALAM (Third Language)</p>	<p>ആമുഖം ആവർത്തനം</p>	<p>സ്വരാക്ഷരങ്ങൾ</p>	<p>കൂട്ടിക്കവിത</p>	<p>Worksheet</p>
 <p>TAMIL(Second Language)</p>	<p>அறிமுகம் தமிழ்மொழி</p>	<p>உயிர் எழுத்துகள்</p>	<p>3. சொல்லாதே! சொல்லாதே!</p>	<p>2. செய்து மகிழ்வோம்</p>
 <p>TAMIL (Third Language)</p>	<p>அறிமுகம் தமிழ்மொழி</p>	<p>பச்சைக் கிளியே!(பாடல்)</p>	<p>உயிர் எழுத்துகள்</p>	<p>சொற்களின் வரிசை (உயிர் எழுத்துகள்)</p>

 <p>FRENCH(Second Language)</p>	Introduction about France and French language	Greetings in French	Alphabets (A - Z) French pronunciation	French vocabulary - Basic
 <p>FRENCH (Third Language)</p>	Introduction about France and French language	Greetings in French	Alphabets (A - Z) French pronunciation	French vocabulary - Basic
 <p>ARABIC (Third language)</p>	حروف الهجائية – المراجعة	حروف الهجائية – المراجعة	التشديد	التشديد
 <p>SANSKRIT(Third language)</p>	अभिवादनवचनानि, वन्दना,संस्कृतभाषायाः परिचयः, पुनस्मारणम्	संस्कृत-वर्णमाला अ -औ, अं,अः	संस्कृत-वर्णमाला क-म, य-ह, संयुक्ताक्षराणि	संयुक्ताक्षराणि
 <p>MATHEMATICS</p>	<p>Bridging Lessons - Unit 1 - Number Concepts (0-100)</p> <ul style="list-style-type: none"> ● Revision of Numbers 0-100 <p>Unit 1 - Number Concepts (101-300)</p> <ul style="list-style-type: none"> ● Serial Counting - 101-300 <ul style="list-style-type: none"> ➤ Notebook Work, ➤ Workbook Pages 2 to 5 and 17. 	<p>Unit 1 - Number Concepts (101-300)</p> <ul style="list-style-type: none"> ● Number Names, ● Place and Place Value ● Abacus and Expanded Notation, ● Biggest/Smallest, ● Before/After/Between ● Ascending order <ul style="list-style-type: none"> ➤ Worksheets ➤ Workbook Pages- 8 to 10, 13 	<p>Unit 1 - Number Concepts (101-300)</p> <ul style="list-style-type: none"> ● Comparing Numbers, ● Ascending and Descending Order, ● Odd and Even numbers, <ul style="list-style-type: none"> ➤ Notebook Work, ➤ Worksheets ➤ Workbook Pages- 14 to 18 	<p>Unit 1 – Number Concepts (101-300)</p> <ul style="list-style-type: none"> ● Vocabulary sums, ● Ordinal Numbers, <ul style="list-style-type: none"> ➤ Notebook Work, ➤ Worksheets ➤ Workbook Pages 16, 18,19 to 20.

 <p style="text-align: center;">EVS</p>	<p>Bridging lesson - Unit 1- Chapter 1 – About Me</p> <ul style="list-style-type: none"> ● Myself, ● Things that I can do ➤ Worksheets 	<p>Unit 1 - Chapter 4 - Growing Up</p> <ul style="list-style-type: none"> ● All living things Grow ➤ Worksheets <p>G.K – Unit 6 - Correct Postures</p>	<p>Unit1- Chapter 5 - How Our Body Works</p> <ul style="list-style-type: none"> ● Internal and External Parts of the Body. ➤ Worksheets <p>G.K – Unit 8 - Healthy Me</p>	<p>Unit 1- Chapter 5 - How Our Body Works (continued)</p> <ul style="list-style-type: none"> ➤ Worksheets <p>G.K – Unit 21 - Watch Me Grow.</p>
 <p style="text-align: center;">COMPUTER SCIENCE</p>	<p>Bridge Class</p> <ul style="list-style-type: none"> ● What is a Machine? ● Manmade Machines ● Introduction to Computers. <p>Ms Paint - Tool Box</p>	<p>Chapter 1 : Working of a computer</p> <ul style="list-style-type: none"> ● Working of Machines <p>Ms Paint - Tool Box</p>	<p>Chapter 1 : Working of a computer</p> <ul style="list-style-type: none"> ● Working of a computer ● I ---- P ----- O Cycle <p>Lab Activity Pg 21</p>	<p>Chapter 1 : Working of a computer</p> <ul style="list-style-type: none"> ● IPO Devices <p>Lab Activity Pg 21</p>
 <p style="text-align: center;">ART</p>	<p>Pg no.3 Color Concept</p>	<p>Pg no.3 Color Concept</p>	<p>Pg No.4 Helicopter,</p>	<p>Pg No. 38 Bihu Festival</p>
 <p style="text-align: center;">MUSIC</p>	<p>Sounds Around Us: Introduction to Music, *Mother's day song</p>	<p>Sounds Around Us: Introduction to Music</p>	<p>Earth day song</p>	<p>Earth day song</p>
 <p style="text-align: center;">DANCE</p>	<p>Introduction to Contemporary & Indian Dance</p>	<p>Free-flowing movement, expressions, basic Indian hand gestures</p>	<p>Free-flowing movement, expressions, basic Indian hand gestures</p>	<p>Preparation for World Earth Day Assembly</p>
 <p style="text-align: center;">PE</p>	<p>Introduction to Physical Education, Introduction of Body parts, Marching commands, Attention-stand-at ease, Running ABC</p>	<p>Marching commands, Attention-stand-at ease, Concept of strength, Cricket Ball Throw</p>	<p>Marching commands, Attention-stand-at ease, Concept of strength, Cricket Ball Throw</p>	<p>Marching commands, Attention-stand-at ease, Concept of strength, Cricket Ball Throw</p>